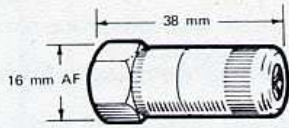


Connectors

HYDRAULIC

Type H

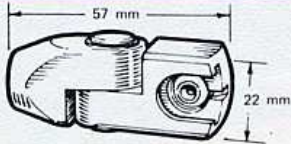


The three integral jaws of the connector snap securely over the nipple head and tighten to prevent leakage as lubricant pressure is increased during delivery. A small but definite sideways movement is required for disconnecting.

PART No. HF 4048

TAT

Type K



Type B

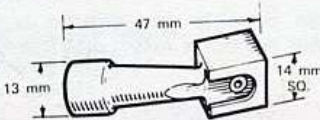


These connectors are double-flanged to engage the heads of Tat and Industrial Button Head Type nipples. Each has a spring loaded sealing cap to prevent leakage when under pressure. The Hook-On is for use with flexible delivery tubes. The Thrust-On is for use with rigid tubes and incorporates a swivel joint to facilitate servicing.

Type B, PART No. HF 4016

Type K, PART No. HF 4063

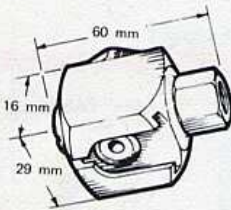
Type A



This is a smaller version of the Tat Hook-On connector and is for use with miniature Tat nipples.

Type A, PART No. HF 4000

Type N&O



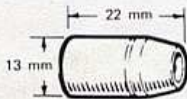
These connectors are larger versions of the Tat type and are designed for use with Giant Button Head nipples as fitted to large mobile and heavy duty equipment.

Type N, PART No. HF 4020 HOOK-ON

Type O, PART No. HF 4021 THRUST-ON (not illustrated)

TECAZERK

Type T

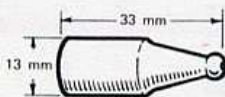


This Push-On connector is provided with a concave recess to form an effective seal with the heads of Tecazerk and Hydraulic type nipples.

PART No. HF 4014

LUB

Type F

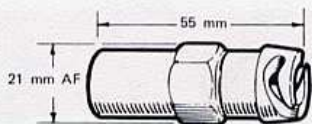


This connector is suitably shaped to engage with the recessed head of the Lub type nipple.

PART No. HF 4034

BAYONET

Type L



The head of this connector has two helical slots which engage with the crosspin of the nipple. A spring loaded sealing disc prevents leakage between the nipple and the connector when under pressure.

PART No. HF 4006/1